

Strategies for Success

Evergreen FS, Inc.

2009 Annual Report
Year ended August 31, 2009



Mission Statement

“To build successful business partnerships with customers, employees, and cooperative owners.”

Board of Directors

Rick Dickinson, President	Congerville
Paul Duzan, Vice President	Colfax
Steve Wentworth, Secretary	Maroa
Mark Neumann, Treasurer	Metamora
Irvin Bane	Bellflower
Steve Hanson	Pontiac
Kent Hodel	Metamora
Ed Hoke	Clinton
Russell Johnson	Chenoa
Daniel Kelley	Normal
Craig Moore	Niantic
Lynn Rader	Normal
William R. Ruestman	Flanagan
Gary Swartz	Saunemin
Nelson Thorp	Wapella

Management Staff

Kendall Miller	General Manager
Ervin Caselton	Agronomy Department Manager
Steve Dennis	Grain Department Manager
Bob Eichelberger	Operations Manager
Don Herring	Energy Department Manager
Brent Owen	Lime, Retail and Regulatory Manager
Laura Winterland	Business Unit Manager

STATEMENT OF INCOME

	12 MONTHS ENDING
SALES	August 31, 2009
Merchandise Sales	\$ 177,564,832
Grain Sales	\$ 93,003,301
Total Sales Dollars	\$ 270,568,133
Less Cost of Sales	\$ 247,099,302
TOTAL GROSS TRADING INCOME	\$ 23,468,831
Other Operating Income	\$ 7,637,613
TOTAL GROSS & SERVICE INCOME	\$ 31,106,444
Operating Expenses	\$ 27,763,341
Net Operating Income	\$ 3,343,103
Other Income	\$ 10,492,658
Interest Expense	\$ 899,800
Income Before Income Taxes	\$ 12,935,961
Corporate Income Taxes	\$ 4,454,146
Net Income After Taxes	\$ 8,481,815

BALANCE SHEET

August 31, 2009

ASSETS

CURRENT ASSETS

Cash and Equivalents.....	\$	7,179,449
Net Receivables	\$	16,314,851

INVENTORIES

Merchandise	\$	12,837,420
Grain	\$	2,715,920

Total Inventories\$ 15,553,340

Prepaid Expenses	\$	3,801,774
Deferred Income Taxes	\$	2,254,004

Total Current Assets.....\$ 45,103,418

Investments.....	\$	16,758,784
Net Fixed Assets (Including Land)	\$	18,497,863
Other Long Term Assets.....	\$	22,860

TOTAL ASSETS.....\$ 80,382,925

LIABILITIES

CURRENT LIABILITIES

Notes Payable within one year	\$	616,173
Accounts Payable.....	\$	17,420,795
Taxes Accrued and Other Accrued Expenses	\$	2,105,756
Other Current Liabilities	\$	4,224,056
Patronage Refunds Payable - Cash.....	\$	700,000

Total Current Liabilities.....\$ 25,066,780

LONG TERM LIABILITIES

Long Term Notes Payable and Pension Liability	\$	10,698,813
Deferred Income Taxes	\$	263,164

Total Long Term Liabilities\$ 10,961,977

Total Liabilities.....\$ 36,028,757

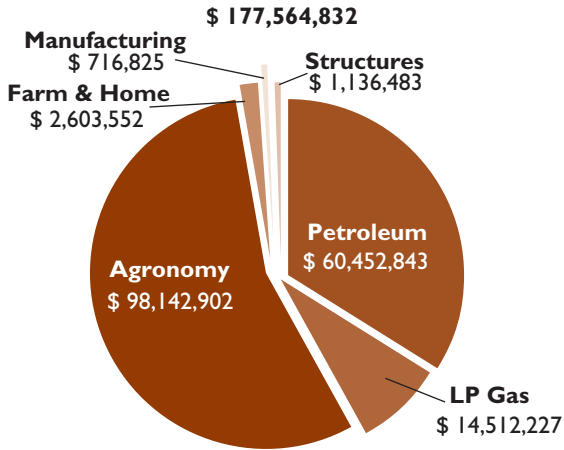
STOCKHOLDERS' EQUITY

Capital Stock Outstanding and Stock Credits.....	\$	12,300,466
Accumulated Other Comprehensive Loss	\$	(6,392,714)
Retained Income	\$	38,446,416

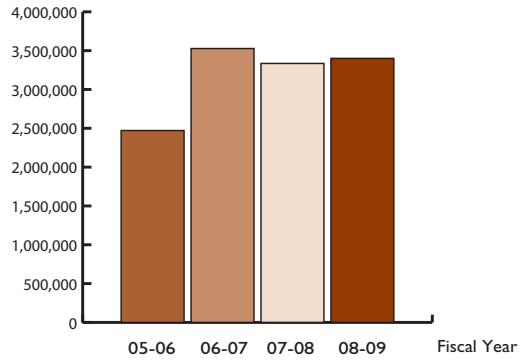
Total Stockholders Equity.....\$ 44,354,168

TOTAL LIABILITIES AND STOCKHOLDERS' EQUITY.....\$ 80,382,925

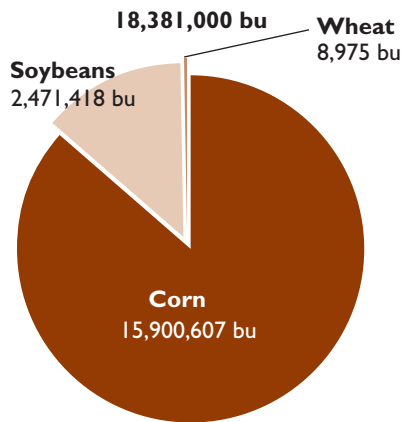
2009 Supplies Sales



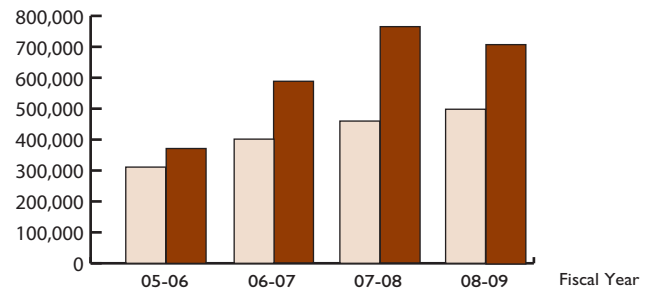
Property, Plant and Equipment Additions



2009 Grain Sales



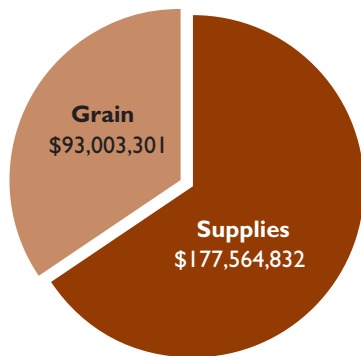
Stock Issued/Redeemed



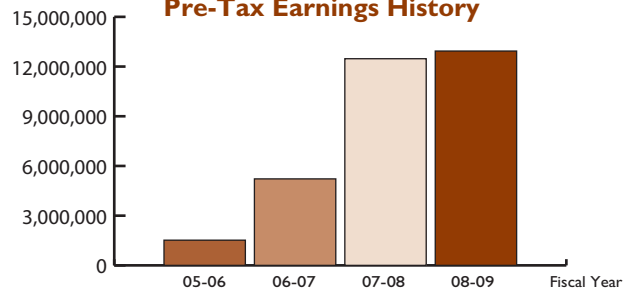
4 Year Total Issued \$2,452,158 Redeemed \$1,670,620

2009 Total Sales

\$ 270,568,133

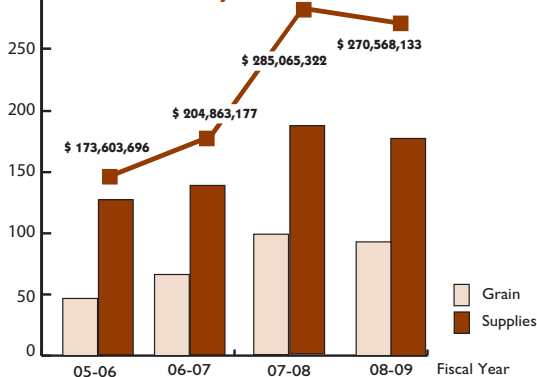


Pre-Tax Earnings History



Millions Dollars

Sales History



Shareholders' Equity

